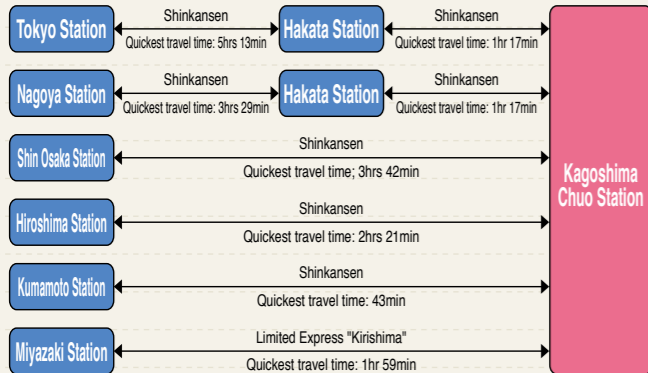


Access to Kagoshima

※Please check times and fares in advance.
(As of Aug. 2012)
Access by JR Railways

Access by JR Railways

※As of Aug. 2012 JR Kyushu Information Center (Kagoshima) TEL099-256-1585



※Travel time depends on train of your choice.

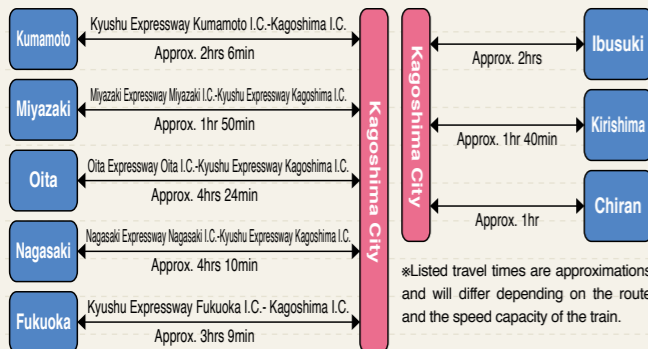
Access to Ibusuki, Hayato and Kirishima (Sightseeing Trains)

※As of Aug. 2012 ※Please check the departure time in advance.
JR Kyushu Information Center (Kagoshima) TEL099-256-1585 (8:00~20:00)

Routes	Train	Departure times	Duration
Kagoshima Chuo → Ibusuki	Ibusuki-no-Tamatabako	●Departing Kagoshima Chuo Station (Daily Departures) 9:54AM/ 11:52AM/ 2:01PM ※Assigned Seating	Approx. 50min
Kagoshima Chuo → Yoshimatsu	Hayato-no-Kaze	●Departing Kagoshima Chuo Station (Daily Departures) 9:25AM/ 1:23PM	Approx. 1hr 40min (Kagoshima→Hayato Approx. 40min) (Hayato→Yoshimatsu Approx. 60min)

Access by cars

West Nippon Expressway Company Customer Center TEL 0120-924863/ 06-6876-9031
Ibusuki Skyline Administrative Office TEL 090-275-3111



Map of Kyushu



Access by air



Domestic flights

Airport	Travel Time
Tokyo	1:45
Mt. Fuji Shizuoka	1:35
Chubu	1:20
Osaka(Itami)	1:15
Osaka(Kansai)	1:10
Kobe	1:05
Matsuyama	0:55
Fukuoka	0:45
Tanegashima	0:40
Yakushima	0:35
Amami Oshima	1:05
Tokunoshima	1:10
Kikajima	1:15
Okinoerabujima	1:15
Yoron	1:20
Okinawa	1:20

International flights

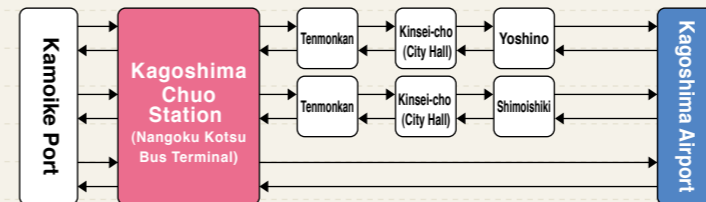
Airport	Travel Time
Seoul	1:35
Shanghai	1:40
Taipei	2:15

※Listed travel times are approximations.

Contact ●Japan Airline (JAL) and Japan Air Commuter (JAC) TEL 0570-025-071 ●All Nippon Airways (ANA) TEL 0570-029-222 ●Fuji Dream Airlines (FDA) TEL 0570-55-0489 ●Skynet Asia Airways (SNA) TEL 0570-037-283 ●Skymark Airlines (SKY) TEL 050-3116-7370 ●Peach Aviation (apj) TEL 0570-200-489 ●Korean Air (KAL) TEL 099-227-3311 ●China Eastern Airlines (CES) TEL 099-219-8888 ●China Airlines (CI) TEL 099-296-1450

Airport Shuttle Bus

Airport shuttle buses depart both from Airport and downtown (Tenmonkan) almost every 10 minutes. Travel Time: Approx. 90 min from Kamoike, approx. 55 min from Tenmonkan, and approx. 40-60 min from Kagoshima Chuo Station. Fare: 1200 yen



※Major bus stops are listed.
※Some bus services don't stop at Kamoike Port. Please check the route in advance.
Airport Shuttle Bus TEL 099-247-2341
Nangoku Kotsu Airport Shuttle Bus TEL 099-255-2141

Access by highway express buses

※Travel times are estimated starting from Kagoshima Chuo station.

Destination	Travel Time	Bus Company	Fare
Kumamoto	Approx. 3 hrs 15 mins	●Iwasaki Bus Network TEL 099-222-1220 ●Kyushu Sanko Bus TEL 096-325-0100 ●Nangoku Kotsu TEL 099-259-6781	One way 3,600yen Round trip 6,000yen
Miyazaki	Approx. 2hrs 53min	●Nangoku Kotsu TEL 099-259-6781 ●Miyazaki Kotsu TEL 0985-51-5192	One way 2,700yen Round trip 4,500yen
Oita	Afternoon departures/ approx. 5hrs 30min Night departures/ approx. 7hrs 20min	●Oita Bus TEL 097-536-3371	One way 5,500yen Round trip 9,900yen
Nagasaki	Approx. 5hrs 30min	●Nangoku Kotsu TEL 099-259-6781 ●Nagasaki Kenei Bus TEL 095-823-6155	One way 6,500yen Round trip 11,000yen
Fukuoka	Afternoon departures/ approx. 4hrs 30min Night departures/ approx. 6hrs 30min	●Iwasaki Bus Network TEL 099-222-1220 ●Nangoku Kotsu TEL 099-259-6781 ●JR Kyushu Bus TEL 099-222-1220 ●Nishi-Nippon Railroad TEL 092-734-2727	One way 5,300yen Round trip 8,000yen
Osaka	Approx. 11hrs 43min (Nanba) Approx. 11hrs 40min (Umeda)	●Kintetsu Bus TEL 06-6772-1631 ●Hankyu Bus TEL 06-6866-3147 ●Nangoku Kotsu TEL 099-259-6781	One way 12,000yen Round trip 21,000yen

Voyage from Kagoshima City

Kagoshima City is surrounded by seas. Ferries and ships connect Main Port and New Kagoshima Port of Kagoshima City and islands like Tanegashima, Yakushima and Amami. You can reach Tarumizu City on the eastern Osumi peninsula from Kamoike Port, Kagoshima City. The beautiful scenery of Sakurajima and Kagoshima City is at hand.



Destination	Travel Time	Company	Fare
Tanegashima and Yakushima	●Taneyaku Jetfoil Co., Ltd. TEL 099-226-0128		
Yakushima	●Orita Kisen TEL 099-226-0731		
Kikajima	11hrs	●Amami Oshima (Naze) → Amami Oshima (Konryu) → Tokunoshima (Hetero) → Okinoerabujima (China)	2hrs 30min / 2hrs 40min / 2hrs 35min / 2hrs 25min
Amami Oshima (Naze)	11hrs	●Amami Oshima (Kamakoku) → Okinoerabujima (Wadomari) → Yoron → Okinawa (Wada and Ishi)	4hrs 10min / 2hrs 20min / 2hrs 10min
Tarumizu	35min	●Tarumizu Ferry Co., Ltd. TEL 099-256-1761 Fare ●Adults 440yen (Service usually departs every 30-35 min during daylight hours)	
Tanegashima and Yakushima	●Shinyashiki Shoji Limited. TEL 099-261-7000		
Okinawa	●A-Line Ferry TEL 0997-53-2111		

●Ferry Sunflower Limited. Shibushi branch office TEL 099-473-8185 TEL 0120-326-856 (Reservation center)